



# Barr Soft Drinks

---

## Gender Pay Report 2019

ALTOGETHER  
REFRESHING

BARR  
SOFT DRINKS



# Introduction

---

We believe that diverse and inclusive organisations that respect and value difference allow their people to perform at their best. That's why we're taking steps to create an inclusive and positive working environment that encourages people with different backgrounds, experiences and perspectives to come together to work more effectively and creatively. Our gender pay gap is just one of the ways in which we can assess the progress we make across our diversity and inclusion agenda.

In 2019, our third year of gender pay gap reporting for Barr Soft Drinks, we are pleased to report an improvement in our mean pay gap, which has reduced from 4.1% to 2.3%. Similarly, our median gender pay gap has moved from -1.9% to -6.8%

We are also encouraged to see an increase in senior female representation across the business, with women holding 40.0% of leadership roles as at December 2019, up from 28.9% on 5 April 2017, as detailed in our first Gender Pay Report.

While seeking to identify some of the causes of our pay gap within this report, we also outline some of the actions we are taking to close the gap, by removing barriers and raising awareness of the benefits of a more inclusive culture.


We are confident we are taking the right steps to close our gender pay gap and 2019 has been a year of significant progress across our diversity and inclusion agenda.

---

**ALTOGETHER**  
REFRESHING

**BARR**

SOFT DRINKS



# Overview

At Barr Soft Drinks we make, move, market and sell a portfolio of branded soft drinks. As such, our workforce is made up of a wide range of job roles from manufacturing, warehousing and transport positions, to sales, marketing and central support team members, all of whom are critical to the long-term success of the business. The data below represents Barr Soft Drinks as at 5 April 2019.

<b>Barr Soft Drinks employees</b>	<b>Male employees</b>	<b>Female employees</b>
<b>947</b>	<b>72%</b>	<b>28%</b>
2018 : 932	2018 : 73%	2018 : 27%
<b>Female leadership</b>	<b>Male Board members <sup>1</sup></b>	<b>Female Board members <sup>1</sup></b>
<b>37.9%</b>	<b>9</b>	<b>3</b>
2018 : 29.1%	2018 : 8	2018 : 3

Organisations with more than 250 employees are required to report on the mean and median gender pay gap, the mean and median bonus gap, confirm the percentage of men and women who received a bonus and also provide details on the gender balance of our workforce based upon quartiles. Our regulatory disclosures are listed later in this report.


Where pay and bonus gaps are detailed, positive numbers are favourable to men, and negative numbers are favourable to women.

Note 1 : Board includes Company Secretary

**ALTOGETHER**  
REFRESHING



SOFT DRINKS



# Mean and median gender pay gaps

## Mean Gender Pay

The difference in the average hourly pay for women compared to men, within a company.

### Barr Soft Drinks Mean Gender Pay Gap

**2.3%**

2018 : 4.1%

## Median Gender Pay

The median shows the middle point of a population. Another way of describing this is to say that if you lined up all the women and men separately, the median is the difference between the hourly rate of the middle woman compared to that of the middle man.

### Barr Soft Drinks Median Gender Pay Gap

**-6.8%**

2018 : -1.9%

The gender pay gap measures the difference in average pay between women and men. Various factors influence the gap such as the types of roles men and women undertake and the demographics of a company's workforce.


Gender pay is different from equal pay. Equal pay is about a man and a woman receiving equal pay for the same or a similar job.

Our 2019 figures show that mean pay is 2.3% in favour of men while median pay is 6.8% in favour of women. In both cases the 2019 results show an improvement in favour of women compared to 2018, reflecting the increase in number of females in senior manager positions as well as higher levels of bonus payments in 2019 versus the prior year.

**ALTOGETHER**  
REFRESHING



SOFT DRINKS



# Mean and median bonus pay gaps

## Mean bonus pay gap

**41.9%**

2018 : 24.9%

## Median bonus pay gap

**-3.0%**

2018 : -5.0%

In common with many large businesses, our bonus scheme payment thresholds are linked to business performance and increase with seniority.

Our mean bonus gap, which is 41.9% in favour of men, is therefore influenced by the higher proportion of men in more senior roles. As bonus payments in 2019 were higher than the prior year, this has created an increased gap.

Our median bonus gap, which is 3% in favour of women, is influenced by the larger proportion of men in non-managerial manufacturing and distribution roles, where bonus payments typically make up a smaller part of overall remuneration.

## % Employees receiving a bonus payment

**Male**

**93.1%**

2018 : 92.1%

**Female**


**94.3%**

2018 : 94.4%

Over 90% of employees received a bonus in this reporting period, reflecting that our business performance allowed the majority of our bonus schemes to pay out, as per the prior year.

**ALTOGETHER**  
REFRESHING

**BARR**  
SOFT DRINKS




# Statutory disclosures

	2018	2019
% male / female employees	73.3% / 26.7%	<b>72.3% / 27.7%</b>
Mean gender pay gap	4.1%	<b>2.3%</b>
Median gender pay gap	-1.9%	<b>-6.8%</b>
Mean bonus pay gap	24.9%	<b>41.9%</b>
Median bonus pay gap	-5.0%	<b>-3.0%</b>
% male / female receiving a bonus payment	92.1% / 94.4%	<b>93.1% / 94.3%</b>
Upper quartile (male% / female%)	69% / 31%	<b>65% / 35%</b>
Upper middle quartile (male% / female%)	77% / 23%	<b>76% / 24%</b>
Lower middle quartile (male% / female%)	70% / 30%	<b>70% / 30%</b>
Lower quartile (male% / female%)	77% / 23%	<b>78% / 22%</b>

**ALTOGETHER**  
REFRESHING



SOFT DRINKS



# Closing the gap

At Barr Soft Drinks we want to be a diverse and inclusive business that respects and values difference and allows all of our people to perform at their best. With regard to closing the gender pay gap in particular we know this will take time however we are taking positive steps to support improvement in this area.

During 2018 we developed a diversity and inclusion (D&I) plan by listening to our employees, running employee focus groups at key locations and using this valuable feedback to develop a plan tailored to our business and our people. Our plan therefore reflects both our employees' views as well as the long-term Company ambitions in this important area.

Across 2019 we have made significant progress in the delivery of this plan across our 3 key focus areas and we look forward to delivering further improvements in 2020.

## LEADERSHIP

## RECRUITMENT

## GENDER

To develop our people leaders to become diversity and inclusion role models who lead by example

To develop processes and tools that attract more diverse candidates

To find new ways to encourage women to join our business, and to actively support their progression

- D&I awareness training programme roll-out to all employee levels
- D&I recruitment now a core element of Manager Essentials development programme

- making our job opportunities more attractive by describing our positive culture
- interview shortlist monitoring now established

- mentoring programme extended across the entire business
- significant improvements made to flexible working practices



### Declaration

We confirm that the information and data reported is accurate and in line with the Equality Act 2010 (Gender Pay Gap Information) Regulations 2017

**Doug Brown**  
Head of Human Resources

**ALTOGETHER**  
REFRESHING



SOFT DRINKS